



**DAV PUBLIC SCHOOL  
SECTOR -7, ROHINI.**

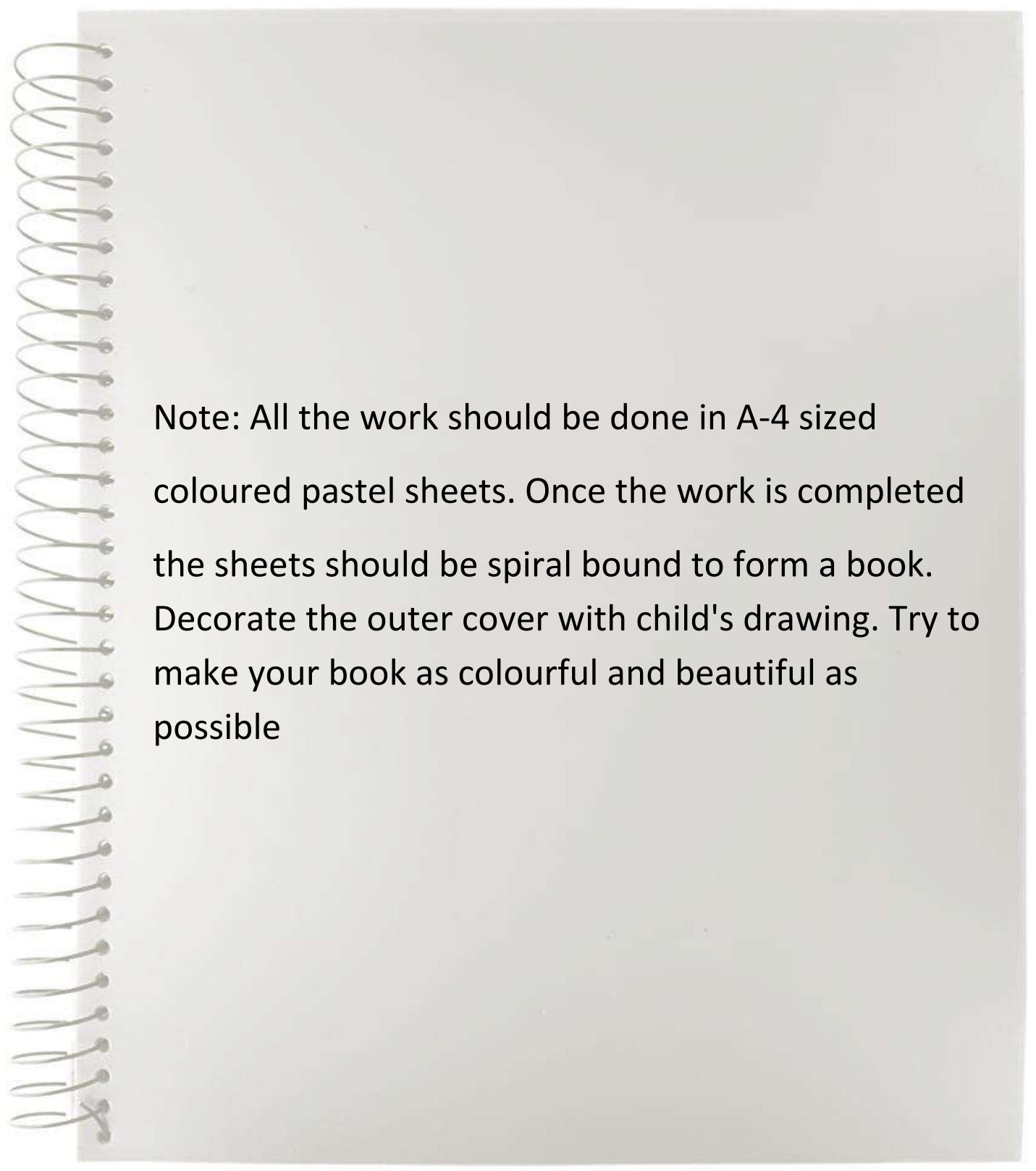
**SUMMER HOLIDAYS  
HOMEWORK  
CLASS 1  
2025-26**



*Summer Vacation is a time full of fun games and activities. Along with enjoyment, it also offers a wonderful opportunity, to learn new things. To make your summer more creative and meaningful, we have planned some interesting activities and suggestions.*


- *Go for a walk in the morning or evening, talk about things you see around.*
- *Keep your surroundings clean and green.*
- *Show love and spend quality time with your grandparents.*
- *Play different games like hide and seek, football, Ludo, chess etc. with your child.*
- *Use magic words like Please, sorry, Excuse me, Thank you. Help others and be polite to enhance your personality.*
- *Practice and try to improve your handwriting. Write 5 lines in English and Hindi (orange notebook) on alternate days.*
- *Encourage your child to speak in English.*
- *Choose any one object/picture every day and encourage your child to speak a few lines about it to improve their speaking skills.*

*We are confident that these combined efforts will contribute to the holistic development of your child.*

A spiral-bound notebook is shown from a top-down perspective. The notebook is open to a blank, light-colored page. The spiral binding is visible on the left side of the page. The page is mostly empty, with a single paragraph of text in the lower-left quadrant.

Note: All the work should be done in A-4 sized coloured pastel sheets. Once the work is completed the sheets should be spiral bound to form a book. Decorate the outer cover with child's drawing. Try to make your book as colourful and beautiful as possible

# ALL ABOUT




I am

○

years old

*I Live with*



Star

\_\_\_\_\_

\_\_\_\_\_

\_\_\_\_\_

Star

I like to watch

Favorite activities

My Favorite:

COLOR: \_\_\_\_\_

FOOD: \_\_\_\_\_

ANIMAL: \_\_\_\_\_

BOOKS:

I am good at

When I grow up  
I want to be...






# ENGLISH

- Learn the poem – ‘ONE THING AT A TIME’ (My English Reader pg. no. 33)
- Read and revise Lessons 1 – 5.
- For reading practice make reading cards by merging the lines of L 1-5
- WORD BUILDING -Make 6 - 7 new words from the given words: (notebook work)
  - a) POLICE STATION
  - b) COMPREHENSION
  - c) PRACTICE
  - d) CATERPILLAR


## WORD TRAIN

Make 5-word trains on the **pastel sheet**. (using any 5 different words of your choice) for example



- Visit a bookshop with your parents. Select colourful and age-appropriate story books (for both English and Hindi)
- Read the stories and write ten new words you learned.
- Arrange these new words in alphabetical order (A, B, C.....)
- Narrate the story using laminated picture cards.
- Be ready to present the story in your own words (in English and Hindi) after vacation using story sequence cards.

For example: **Three Little Pigs**



# Reading Comprehension

## A cat in a hat

I can see a cat.

The cat has a hat.

The cat is on a mat.



1-I can see a .....

( bag - cat - bat )

2-The cat is on the .....

( bed - stairs - mat )

3-It has a .....

( hat - car - kite )

## Q. Reading Comprehension

I have a friend.

His name is Tim.

Tim has a remote control car.

We play with the car.



1. I have \_\_\_\_\_.

- a) a car.
- b) a friend.
- c) a pen.

2. His name is \_\_\_\_\_.

- a) Tim.
- b) Tom.
- c) Ben.

3. Tim has \_\_\_\_\_.

- a) a car.
- b) a friend.
- c) a pen.

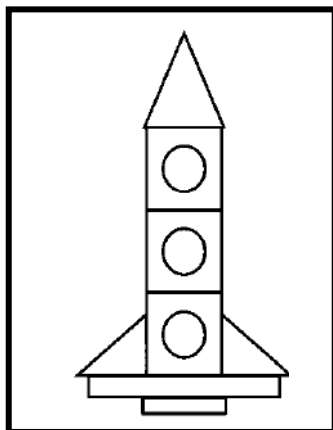


# MATHEMATICS

## Work to be done in orange notebook.

- Write counting 1-50
  - Learn Number Names 1-20
  - Practice After, Before and Between Numbers twice a week.
  - Practice Put '>', '<' or '=' and Missing Numbers twice a week.
  - Using different stickers/bindis, create your Own sequencing patterns e.g.
- △ ○ ☆ △ ○ ☆ △ ○ ☆
- Create 2 scenes using cut out different shapes as shown in given picture. (On pastel sheets)


For example,












## Matching Number to Word

Draw a line from each number to the matching word.

1	ten
2	six
3	one
4	eight
5	nine
6	five
7	three
8	two
9	four
10	seven



**Write each missing number.**

















Q. Circle the right numeral matching with the number in words.

<p>Twelve</p> <p>12      1</p> <p>3</p>	<p>Nine</p> <p>6      1</p> <p>9</p>	<p>Eight</p> <p>11      1</p> <p>8</p>	<p>Eighteen</p> <p>18      11</p> <p>3</p>
<p>Three</p> <p>2      11</p> <p>3</p>	<p>Nineteen</p> <p>2      19</p> <p>7</p>	<p>One</p> <p>22      12</p> <p>1</p>	<p>Twenty</p> <p>8      20</p> <p>13</p>
<p>Five</p> <p>5      10</p> <p>3</p>	<p>Ten</p> <p>8      10</p> <p>5</p>	<p>Thirteen</p> <p>5      10</p> <p>13</p>	<p>Sixteen</p> <p>16      10</p> <p>18</p>
<p>Fifteen</p> <p>15      4</p> <p>7</p>	<p>Four</p> <p>4      9</p> <p>18</p>	<p>Eleven</p> <p>11      14</p> <p>7</p>	<p>Two</p> <p>19      4</p> <p>2</p>

# Number Names and Numerals

Count each object in the picture and write its numeral and number name. Colour the picture.



	<input type="text" value="4"/>	Four			<input type="text"/>	
	<input type="text"/>				<input type="text"/>	
	<input type="text"/>				<input type="text"/>	
	<input type="text"/>				<input type="text"/>	
	<input type="text"/>				<input type="text"/>	
	<input type="text"/>				<input type="text"/>	
	<input type="text"/>				<input type="text"/>	






# Roll it, Draw it, Write it!



Roll a die. Write the number in the tens box. Roll again and write the number in the ones box.

Draw the base-10 blocks to show the number and write the number.

Roll TENS	Roll ONES	Draw it	Write it
3 	5 		35

## EVS ALL ABOUT ME - MEMORY BOOK



Make a MEMORY BOOK of the best moments spent with your family at home during these days. **You can draw pictures (stick drawing) to show those moments and write 1-2 sentences about how you enjoyed these moments.**







## POEM

## MY FIVE SENSES

Read and learn.



**Q. See if you can untangle the letters to make names of different body parts using the same letters.**

 nahd _____	 are _____
 yee _____	 otof _____
 soen _____	 uthom _____



hand



foot



ear



arm



body



head



mouth



eyes




nose

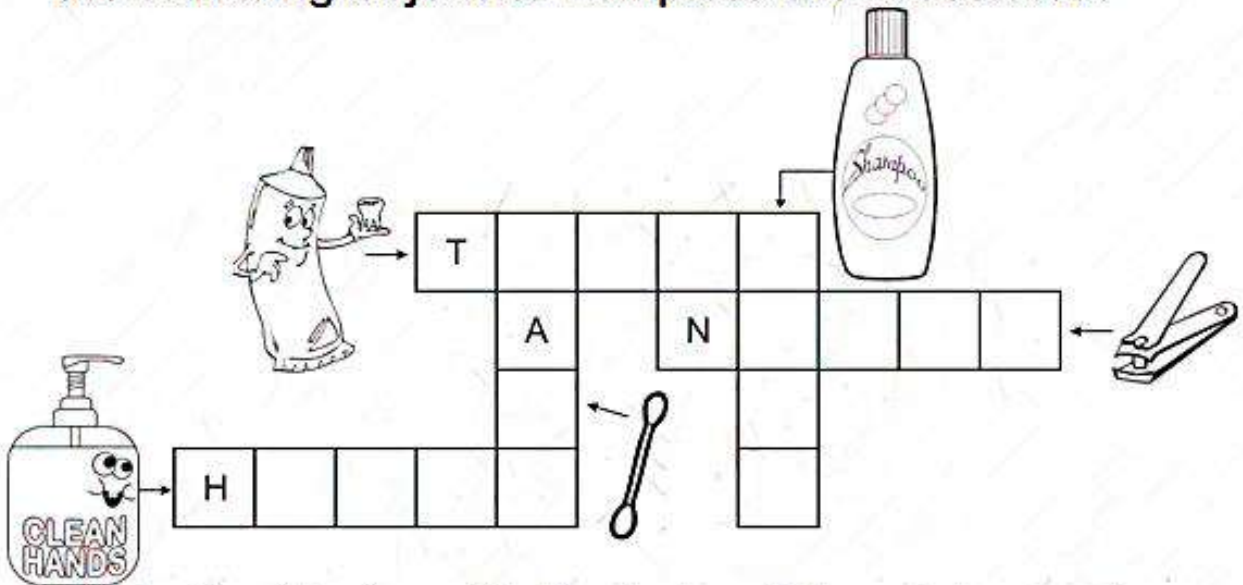


# Sense The World

What sense organ would you use to perceive the things around you? Write the name of the sense organ on the blank.



A. Write the name of the body part that is associated with the following object to complete the crossword.



B. Fill in the blanks with the help of the pictures given.

1. Teeth of a \_\_\_\_\_



2. Eye of a \_\_\_\_\_



3. Legs of a \_\_\_\_\_



4. Hands of a \_\_\_\_\_





5. Hair of a \_\_\_\_\_





# Spot 5 differences



## **WORK TO BE DONE ON PASTEL SHEET**


**Here's a fun Activity for kids - Bottle cap flower vase.**



This will enhance children's creativity with an additional benefit of strengthening their fine motor skills.


WORK TO BE DONE ON PASTEL SHEET

Colour and decorate the fish.



**WORK TO BE DONE ON PASTEL SHEET**

# Colour by number code




1-grey

2-brown  
5-blue


3-green  
6-purple

4-yellow


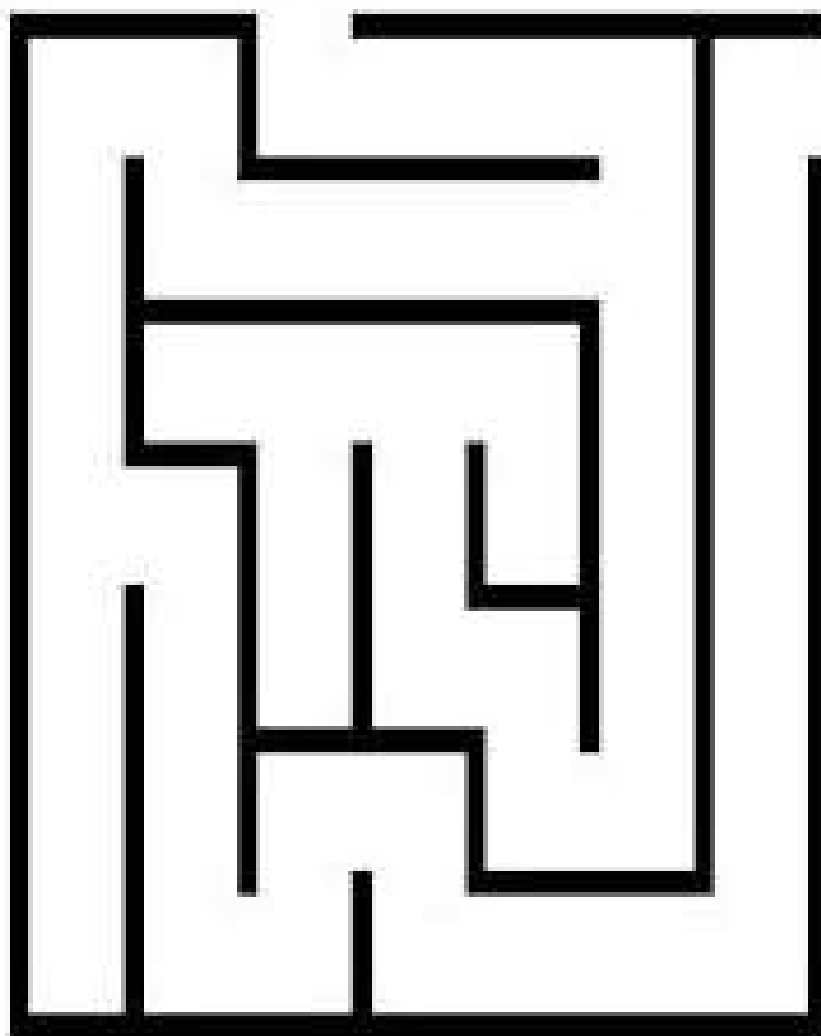
# Find 4 differences between








**Help the bee  
find the flower.**



Find out the way to put off the



आ, इ और ई मात्रा शब्द

- ❖ उजाला
- ❖ माता
- ❖ गाजर
- ❖ पाठशाला
- ❖ ताकत
- ❖ हलवा
- ❖ चिड़िया
- ❖ तिनका
- ❖ बारिश
- ❖ मिठाई
- ❖ डलिया
- ❖ साइकिल
- ❖ दीपावली
- ❖ नाशपाती
- ❖ पपीता
- ❖ दीवार
- ❖ दीपक
- ❖ साड़ी
- ❖ लीची

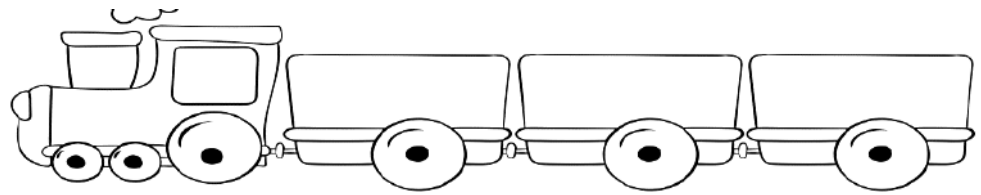
**नोट- इन शब्दों को लिखने का अभ्यास करिये!**

- 1) आप किसी बड़े व्यक्ति की मदद से अपना नाम हिंदी में लिखना सीखिए !
- 2) कोई एक छोटी शिक्षाप्रद कहानी याद करें।
- 3) नीचे दिए गए उदाहरण की मदद से शब्दों की रेल बनाइये **(ON PASTEL SHEET)**

सड़क - कमल, लड़का, कल, लड़

तारा

गिलास -



गाजर -

गमला -

- 4) पाठ 2-5 पढ़ने का अभ्यास करें!

(For reading practice make reading cards by merging the lines of L 2-5)

## चित्र को देखकर वाक्य पूरे करो।

1. अमन



\_\_\_\_\_ करा।

2. राधा



\_\_\_\_\_ चखा।

3. नमन



\_\_\_\_\_ मत पटक।

4. बाज़ार जाकर



\_\_\_\_\_ ला।

5.



\_\_\_\_\_ जलाकर खाना बना।

6. आकाश



\_\_\_\_\_ ला।

7. राम



\_\_\_\_\_ जा।

8. पलक



\_\_\_\_\_ लाई।



## अपठित गद्यांश

अमन काम झटपट कर टब भर कर रख । अब यह कलश पकड । बहस मत कर । टमटम पर चढकर पनघट चल । कलश भर कर घर चल । नटखट मत बन । ढमढम मत कर । गरदन मत झटक । छत पर चल कर कसरत कर । अब शरबत चख । मनन अचकन पहन । बरगाद पर मत चढ । यह कमल पकड । बतख मत पकड ।

• ऊपर दिए गए वाक्यों को पढ़िए व इनमें से दो, तीन व चार अक्षर के शब्द अलग करके लिखिए -

दो अक्षर के शब्द	तीन अक्षर के शब्द	चार अक्षर के शब्द

# अपठित गद्यांश

राजा और लता बाज़ार गए। राजा बाजा लाया।  
उसका बाजा लाल था। लता माला लाई। वह गाजर  
और टमाटर लाई। राघव कल बाज़ार जाएगा। वह छाता  
लाएगा।

I. दिए गए अनुच्छेद को पढ़कर सही उत्तर के सामने ( )  
का और गलत के सामने x का निशान लगाओ-

1. राजा का बाजा हरा था। ( )
2. लता माला लाई। ( )

II. नीचे दिए गए वाक्यों में सही उत्तर लिखो-

1. राजा और \_\_\_\_\_ बाज़ार गए। ( लता / उमर )
2. राजा \_\_\_\_\_ लाया। ( गाजर / बाजा )
3. लता \_\_\_\_\_ लाई। ( ताला / माला )

## WORK TO BE DONE ACCORDING TO THE ROLL NUMBERS.

### ➤ ROLL NO. 1 – 8

Create 3D objects using empty cardboard boxes (toothpaste, soap, foil, shoe box etc.)

e.g., Means of transport, robot, furniture, clown.....

### ➤ ROLL NO. 9 – 17

Collect dry leaves and make different types of animals, insects, birds and sea creatures.



### ➤ ROLL NO. 18 –26

Refer English Reader and make puppets (socks, finger, stick) any two birds and two animals.

### ➤ ROLL NO. 27 – 35

Refer Bhasha Madhuri and make puppets (man, woman, old man, old woman, boy, girl) any three of these.

## ME AND MY PAPA (Father's Day)

Make finger puppets of yourself and Your papa. Compose any conversation between father and son/daughter (5-6 lines). Using finger puppets, the child will present the conversation before the class (after vacation).



**Picture of the last page of the sketch file.**

**youva**  
**MASTER STROKE**  
NATIONAL DRAWING COMPETITION

Choose Any One Group ☐ Group A - Up to Class 3 ☐ Group B - Class 4 to 6 ☐ Group C - Class 7 to 10

Incomplete form will not be accepted. Fill the necessary fields with capital letters.  
Always use one box per letter and leave one box space to separate words.

**STUDENT DETAILS**

Participant's Name

Date of Birth  Male ☐ Female ☐ Class  Division

Parent's Name

Residence Address

City  District

Pincode  State

Email ID (If any)

Residence No.  Mobile No. (If any)

Parent's Mobile No.  Parent's Email ID

**SCHOOL DETAILS (To be filled by school authority only)**

School Name

School ID  Standard  Division  Group

School Address

City  District

Pincode  State

Email ID (If any)

Drawing Teacher's Name  Drawing Teacher's Mobile No.

School Landline No.

I grant Youva and all its sponsors the permission to use my contact details in all of their future communication to me. Guardian's Signature

## Art

Kindly fill the details on the last page in  
**Sketch File** and on its backside draw  
**MY BEST BIRTHDAY PARTY**

- ❖ Revise all the work done till now.
- ❖ Paste all the worksheets on coloured pastel sheets.